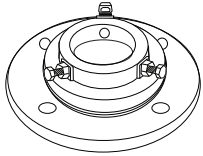


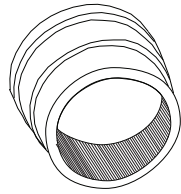


PARTS & ACCESSORIES



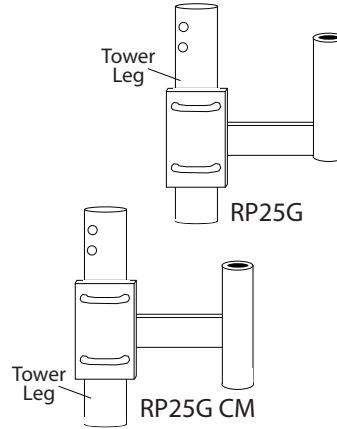
THRUST BEARING

TB3 - SUPPORTS UP TO 2" O.D. MAST.
TB4 - SUPPORTS UP TO 3" O.D. MAST.
MOUNTS TO BAS25G, BPL25G AND 25AG4.



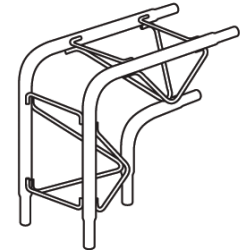
TOWER BUSHING

TB50 - 1-1/4" I.D. X 2" O.D.
TB75 - 1-1/2" I.D. X 2" O.D.
FOR USE ON 25AG TOP SECTION



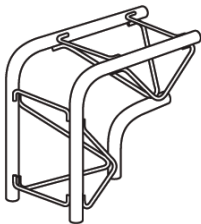
ROTOR POST

1.25" O.D.
1.08" I.D.



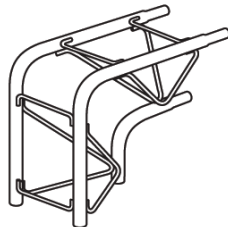
90° JOINTS

2590MM - BOTH ENDS SWAGED
JOINTS ARE NOT DRILLED WHERE THEY SLIP FIT TO 25G SECTIONS. CAN BE FIELD DRILLED OR CUSTOM CONNECTED TO MEET PARTICULAR NEEDS.



90° JOINTS

2590FF - BOTH ENDS OPEN
JOINTS ARE NOT DRILLED WHERE THEY SLIP FIT TO 25G SECTIONS. CAN BE FIELD DRILLED OR CUSTOM CONNECTED TO MEET PARTICULAR NEEDS.



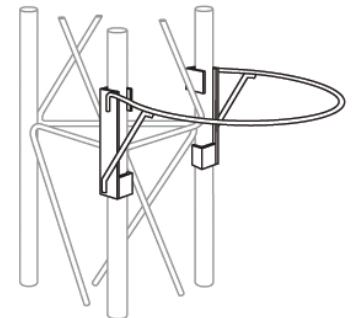
90° JOINTS

2590FM - ONE END SWAGED, ONE OPEN
JOINTS ARE NOT DRILLED WHERE THEY SLIP FIT TO 25G SECTIONS. CAN BE FIELD DRILLED OR CUSTOM CONNECTED TO MEET PARTICULAR NEEDS.



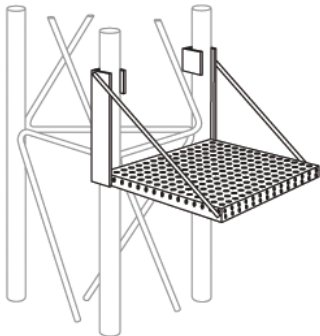
ANTI-CLIMB PANELS

25ACL3
THREE ANTI-CLIMB PANELS BOLT TO STANDARD TOWER SECTION.



SAFETY RING

SR245
SNAPS INTO PLACE AT ANY LEVEL. NO BOLTS REQUIRED.



WORK PLATFORM

WP25G
SNAPS INTO PLACE AT ANY LEVEL. NO BOLTS REQUIRED.



ERECTION FIXTURE

EF2545 - 2 1/2" SHEAVE WITH 3/8" I.D. GROOVE.

NOTE: ERECTION FIXTURES ARE FOR LIFTING ONE 10' SECTION AT A TIME AND ARE NOT INTENDED FOR THE LIFTING OF PERSONNEL.



CLIMBING HARNESS

TTFBH-4D
JOURNEYMAN HARNESS
TTFBH-C/P
PROFESSIONAL HARNESS



SAFETY CABLE SLIDER WITH CARABINEER

TT-WG-500-W/SMC

SAFETY CABLE SYSTEM ORDERING INFORMATION

Table with 2 columns: TOWER HEIGHT and PART NUMBER. Rows for 50', 100', 150', and 200' tower heights.

SAFETY CABLE SLIDER AND CLIMBING HARNESS MUST BE ORDERED SEPARATELY.